

AA vks3e~AA

M.D.S. VIDYA MANDIR



U.K.G.

NAME:-

HOLIDAY HOMEWORK

वर्णमाला पूरी कीजिए-

स्वर

○ आ ○ ई ○ ऊ ○

ए ○ ओ ○ अं ○

व्यंजन

○ ख ○ घ ○ च ○

झ ○ ट ○ ढ ○

○ थ ○ न ○ ब ○

○ म ○ र ○ श ○

स ○ त्र ○

बाद में आने वाले अक्षर लिखिए-

र	→	<input type="text"/>	थ	→	<input type="text"/>
ज	→	<input type="text"/>	ध	→	<input type="text"/>
न	→	<input type="text"/>	ब	→	<input type="text"/>
अ	→	<input type="text"/>	भ	→	<input type="text"/>

बीच में आने वाले अक्षर लिखिए-

ठ	<input type="text"/>	ढ	<input type="text"/>	न
भ	<input type="text"/>	य	<input type="text"/>	त्र
आ	<input type="text"/>	ई	<input type="text"/>	त
ण	<input type="text"/>	थ	<input type="text"/>	ड
क्ष	<input type="text"/>	ज्ञ	<input type="text"/>	स

‘क’ वर्ण मिलाकर शब्द बनाइए-



1.
2.
3.
4.
5.

अक्षर को चित्र से मिलाओ-

ड •



म •



न •



ज •




ट •



स •



क •



द •



अ •



दो वर्णों को जोड़कर लिखिए

व + न = वन

फ + ल =

ड + स =

म + न =

ब + स =

क + प =

र + थ =

ड + र =

तीन वर्णों को जोड़कर पूरा शब्द लिखिए-

भ + ग + त = भगत

श + ह + द =

म + ग + र =

च + र + ण =

औ + र + त =

न + य + न =

च + र + म =

प + र + म =

एक-सी ध्वनि वाले शब्दों का मिलान कीजिए-

- | | |
|--------|----------|
| कर ● | ● मखमल |
| नरम ● | ● मटक |
| नल ● | ● पचपन |
| चटक ● | ● डर |
| बचपन ● | ● गरम |
| मलमल ● | ● बल |
| अगर ● | ● वजन |
| चहल ● | ● भर |
| अस्त ● | ● किला |
| लहर ● | ● भवन |
| नगर ● | ● मरण |
| जिला ● | ● मगर |
| चरण ● | ● व्यस्त |
| चर ● | ● पहल |
| हवन ● | ● कहर |
| भजन ● | ● डगर |

Name: _____ Date: _____

ALPHABET ORDER


Trace the letters of the alphabet.

a	b	c	d	e	f
g	h	i	j	k	l
m	n	o	p	q	r
s	t	u	v	w	x
y	z				


Name: _____ Date: _____

COLORS


Color the apple to match the color words.




red




orange




yellow




green




blue




purple



pink




brown




black

Trace the Fruit Names

Look at each of the fruit pictures below and trace the words.



cherry




apple



lemon



banana



avocado

Name _____

Date _____


Year _____

Teacher _____

THE MISSING LETTER

Look at the pictures below. Say what you see out loud. What do you hear?


Add the missing letter on the blank.



_ a t




b _ x




m a _




_ u g



p _ n

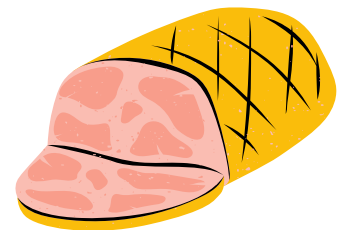


j e _



_ e g

v _ n




h a _

Name _____

Date _____

PARTS OF THE BODY

Label the body parts in this diagram.



WORD BANK

chest

foot

hand

eyebrow

eye

stomach

hair

mouth

ear

shoulder

Phonics Worksheet

Name: _____

Write the correct vowel to complete each word.


a

e

i

o

u




s _ n




n _ st



r _ in



b _ n



gr _ ss



ch _ ck



c _ rn



t _ nt



fr _ g

Name _____

Date _____

NUMBER BEFORE

Fill in the number that comes before.













Name _____

Date _____

NUMBER AFTER

Fill in the number that comes after.



Name _____

Date _____

NUMBER BETWEEN

Fill in the number that comes between.

8		10
---	--	----

9		11
---	--	----

13		15
----	--	----


10		12
----	--	----

SUBTRACTION


Cross out the correct number of items to help you solve the following subtraction problems.



$$3 - 1 = \underline{\quad}$$





$$4 - 0 = \underline{\quad}$$







$$5 - 5 = \underline{\quad}$$



Count and Write



Count the circles, Write the numbers. Find the sum.



 +  _____ + _____ =

 +  _____ + _____ =

 +  _____ + _____ =

 +  _____ + _____ =

 +  _____ + _____ =

 +  _____ + _____ =

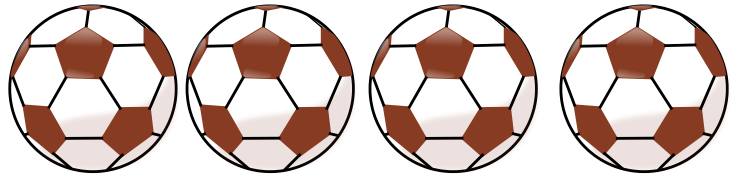
Match It Up

Draw lines to match the numbers and objects that go together.

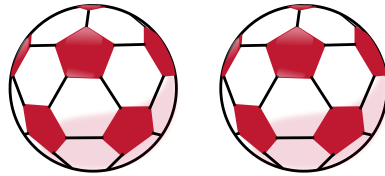
2




3



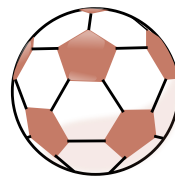
4



1



5



HANDWRITING PRACTICE

Trace the dotted line from the left to right.



